



*Manufacturing Excellence Since 1988*


**BTG TEXTILES INC.**

## **PRODUCT CATALOG**

**HEALTHCARE & HOSPITALITY TOWEL LINEN & BEDDING MANUFACTURER**

**HEALTHCARE & HOSPITALITY TOWEL LINEN & BEDDING MANUFACTURER**

**Product Catalog**



**HOSPITALITY & HEALTHCARE TOWEL & LINEN**



**FOOD SERVICE TEXTILES**



**CLEANING/JANITORIAL TEXTILES**




**HEALTHCARE & HOSPITALITY BEDDING**

HEALTHCARE & HOSPITALITY TOWEL LINEN & BEDDING MANUFACTURER

## Product Catalog

### PLATINUM 100% COTTON 20D RING SPUN



BTG PLATINUM SIGNATURE COLLECTION TOWEL WITH CHECKER DESIGN BRINGS LOOK OF ELEGANCE. MADE FOR 5 STAR HOSPITALITY NEED WHICH PROVIDES GUESTS WITH BEST BATH EXPERIENCE.

CODE	ITEM	SIZE	LBS/DZ	DZ/BOX
KSCP1313-1.80	WASH CLOTH	13X13"	1.8	16
KSCP1932-6.00	HAND TOWEL	19X32"	6	4/6
KSCP2956-19.00	BATH TOWEL	29X56"	19	1
KSCP2236-10.00	BATH MAT	22X36"	10	2

### DIAMOND 100% COTTON 16S RING SPUN



BTG DIAMOND COLLECTION RINGSPUN COTTON TOWELS WITH DIAMOND PATTERN DOBBY BRINGS A FANCY LOOK IN BATH PLACE WITH PLUSH AND COZY EXPERIENCE FOR YOUR GUEST

CODE	ITEM	SIZE	LBS/DZ	DZ/BOX
KSCD1313-1.5	WASH CLOTH	13X13"	1.5	25
KSCD1630-4.5	HAND TOWEL	16X30"	4.5	10
KSCD2750-14.00	BATH TOWEL	27X50"	14	3
KSCD2754-14.00	BATH TOWEL	27X54"	14	3
KSCD2754-17.00	BATH TOWEL	27X54"	17	2
KSCD3570-21.00	BATH SHEET	35X70"	21	2
KSCD2134-9.50	BATH MAT	21X34"	9.5	4

HEALTHCARE & HOSPITALITY TOWEL LINEN & BEDDING MANUFACTURER

## Product Catalog

### GOLD DOBBY 86% COTTON 14% POLYESTER 16S RING SPUN



BTG GOLD COLLECTION RINGSPUN TOWELS WITH COTTON POLY BLEND AND TRADITIONAL DOBBY DESIGN FOR TRADITIONAL LOOK. MADE TO MEET HOSPITALITY REQUIREMENT. PROVIDE PLUSH AND COZY FEEL FOR GUEST EXPERIENCE



CODE	ITEM	SIZE	LBS/DZ	DZ/BOX
KSCG1313-1.5	WASH CLOTH	13X13"	1.5	25
KSCG1630-4.25	HAND TOWEL	16X30"	4.25	10
KSCG2750-14.00	BATH TOWEL	27X50"	14	3
KSCG2754-17.00	BATH TOWEL	27X54"	17	2
KSCG2134-9.50	BATH MAT	21X34"	9.5	4

### SILVER DOBBY 100% COTTON 16S RING SPUN



BTG SILVER COLLECTION DOBBY TOWELS TO MEET COMBINATION REQUIREMENTS OF HIGH END TO LOW END BATH TEXTILES KEEPING WITHIN BUDGET.



CODE	ITEM	SIZE	LBS/DZ	DZ/BOX
KSCS1212-1.00 30	WASH CLOTH	12X12"	1	30
KSCS1313-1.5 25	WASH CLOTH	13X13"	1.5	25
KSCS1627-3.00 10	HAND TOWEL	16X27"	3	10
KSCS1630-4.5 10	HAND TOWEL	16X30"	4.5	10
KSCS2450-10.50 5	BATH TOWEL	24X50"	10.5	5
KSCS2754-17.00 2	BATH TOWEL	27X54"	17	2
KSCS2030-7.00 5	BATH MAT	20X30"	7	5
KSCS2134-9.5 4	BATH MAT	21X34"	9.5	4

HEALTHCARE & HOSPITALITY TOWEL LINEN & BEDDING MANUFACTURER

## Product Catalog

### PREMIUM 100% COTTON 16S RING SPUN SINGLE CAM



PREMIUM CAM DESIGN TOWEL MEETS BUDGET FOR MID RANGE HEALTHCARE AND HOSPITALITY TEXTILE NEED WHILE PROVIDING A PLUSH COZY AND SOFT FEEL

CODE	ITEM	SIZE	LBS/DZ	DZ/BX
PWC1212-1.00	WASH CLOTH	12X12"	1	30
PHT1627-3.00	HAND TOWEL	16X27"	3	10
PBT2040-5.5	BATH TOWEL	20X40"	5.5	5
PBT2244-6	BATH TOWEL	22X44"	6	5
PBT2448B-8	BATH TOWEL	24X48"	8	3
PBT2450B-10.50	BATH TOWEL	24X50"	10.5	3
PBT3060-12	BATH TOWEL	30X60"	12	2
PBM2030-7	BATH MAT	20X30"	7	5

### DELUXE 100% COTTON 16S OPEN END SINGLE CAM



DELUX CAM DESIGN TOWEL MEETS BUDGET FOR MID RANGE TO ECONOMY HEALTHCARE AND HOSPITALITY TEXTILE NEED.

CODE	ITEM	SIZE	LBS/DZ	DZ/BALE
DWC1212-1.00 50	WASH CLOTH	12X12"	1	50
DWC1313-1.50 50	WASH CLOTH	13X13"	1.5	50
DHT1627-3.00 25	HAND TOWEL	16X27"	3	25
DBT2040-5.50 25	BATH TOWEL	20X40"	5.5	25
DBT2244-6.00 10	BATH TOWEL	22X44"	6	10
DBT2448-8.00 10	BATH TOWEL	24X48"	8	10
DBT2450-10.00 10	BATH TOWEL	24X50"	10	10
DBM2030-7.00 10	BATH MAT	20X30"	7	10

HEALTHCARE & HOSPITALITY TOWEL LINEN & BEDDING MANUFACTURER

## Product Catalog

### STANDARD 100% COTTON 10S SINGLE CAM



STANDARD CAM DESIGN TOWEL MEETS YOUR BUDGET WITH ECONOMY HEALTHCARE AND HOSPITALITY TEXTILE NEED.

CODE	ITEM	SIZE	LBS/DZ	DZ/BALE
SWC1212-.75 50	WASH CLOTH	12X12"	0.75	50
SWC1212-1.00 50	WASH CLOTH	12X12"	1	50
SHT1525-2.25 25	HAND TOWEL	15X25"	2.25	25
SHT1627-2.75 25	HAND TOWEL	16X27"	3	25
SHT1627-3.00 25	HAND TOWEL	16X27"	3	25
SBT2040-4.00 25	BATH TOWEL	20X40"	4	25
SBT2040-4.50 25	BATH TOWEL	20X40"	4.5	25
SBT2040-5.5 25	BATH TOWEL	20X40"	5.5	25
SBT2244-5.75 10	BATH TOWEL	22X44"	5.75	10
SBT2448-7.25 10	BATH TOWEL	22X48"	7.25	10
SBT2448-8.00 10	BATH TOWEL	24X48"	8	10
SBT2450-9.25 10	BATH TOWEL	24X50"	9.25	10

### DIAMOND BEIGE TOWELS 100% COTTON 16S RING SPUN



BEIGE DIAMOND DOBBY SPA TOWEL WITH PLUSH, SOOTHING, COMFORTABLE FEEL AVAILABLE IN ALL DIFFERENT SIZES WITH FACE, HAND, BODY TOWELS FOR YOUR GUEST TO EXPERIENCE COZY AND RELAX DURING THEIR SPA TREATMENT.



CODE	ITEM	SIZE	LBS/DZ	DZ/BOX
KSCDB1313-1.5	WASH CLOTH-BEIGE	13X13"	1.5	25
KSCDB1630-4.5	HAND TOWEL-BEIGE	16X30"	4.5	10
KSCDB2754-17.00	BATH TOWEL-BEIGE	27X54"	17	2
KSCDB3570-21.00	BATH SHEET-BEIGE	35X70"	21	2

HEALTHCARE & HOSPITALITY TOWEL LINEN & BEDDING MANUFACTURER

## Product Catalog

### CABANA POOL TOWELS 100% COTTON RING SPUN



CABANA POOL TOWEL WITH WIDE STRIPE FOR MORE VISIBLE AND ELEGANT LOOK ENHANCE CUSTOMERS EXPERIENCE AND AVAILABE IN TWO DIFFERENT WEIGHT WITH 17LBS/DZ AND 11LBS/DZ TO MEET HOTEL BUDGET.

CODE	ITEM	SIZE	LBS/DZ	DZ/BOX
CBNA3070-17.00 BLU	STRIPED POOL TOWEL	30X70"	17	2
CBNA3070-17.00 YLW	STRIPED POOL TOWEL	30X70"	17	2
CBNA3070-17.00 BGE	STRIPED POOL TOWEL	30X70"	17	2
CBNA3070-17.00 GRN	STRIPED POOL TOWEL	30X70"	17	2
CBNA3060-11.00 BLU	STRIPED POOL TOWEL	30X60"	11	3
CBNA3060-11.00 YLW	STRIPED POOL TOWEL	30X60"	11	3
CBNA3060-11.00 GRN	STRIPED POOL TOWEL	30X60"	11	3

### CENTER STRIPE TOWELS 100% COTTON 10S

CODE	ITEM	SIZE	LBS/DZ	DZ/BOX
SHT1627-2.75 BCS	HAND TOWEL-BLUE CENTER STRIPE	16X27"	2.75	25
SHT1627-2.50 YCS	HAND TOWEL-YELLOW CENTER STRIPE	16X27"	2.5	25
SBT2040-5.00 BCS	BATH TOWEL-BLUE CENTER STRIPE	20X40"	5	25
SBT2244-5.75 BCS	BATH TOWEL-BLUE CENTER STRIPE	22X44"	5.75	25
SBT2448-7.5 BCS	BATH TOWEL-BLUE CENTER STRIPE	24X48"	7.5	10

### COLOR CARWASH/SALON TOWELS 100% COTTON



SALON AND CARWASH TOWELS WITH VIBRANT MULTI COLOR

CODE	ITEM	SIZE	LBS/DZ	DZ/BOX
CLHT1627-3.0	DELUXE COLOR <b>HAND/SALON/CARWASH</b> TOWELS BLACK/BROWN/BEIGE/BURGUNDY/GREY/GREEN/R.BLUE/NAVY/PURPLE/RED/YELLOW	16X27"	3	10
CLPWC1212-BGE 1.0 30	PREMIUM COLOR WASH CLOTH	12X12"	1	30
CLPWC1212-GRY 1.0 30	PREMIUM COLOR WASH CLOTH	12X12"	1	30

HEALTHCARE & HOSPITALITY TOWEL LINEN & BEDDING MANUFACTURER

## Product Catalog


### BAR MOP 100% COTTON



TRADITIONAL JANITORIAL BARMOP  
WITH

ITEM CODE	DESCRIPTION	SIZE	OZ/DZ	DZ/BOX
BMR1619-28	BAR MOP WHITE RIBBED	16X19"	28	50
BMT1619-30-WHT	BAR MOP WHITE FULL TERRY	16X19"	30	50
BMT1619-30 (STRIPES)	BAR MOP STRIPE FULL TERRY <b>BCS, GrCS, YCS</b>	16X19"	30	50
BMT-1619-32 BCS	BAR MOP STRIPE FULL TERRY <b>BCS</b>	16X19"	32	50

### KITCHEN TOWEL & HUCK TOWEL 100% COTTON



ITEM CODE	DESCRIPTION	SIZE	OZ/DZ	DZ/BOX
KT1526-24 50	KITCHEN TOWEL HERRINGBONE STRIPE <b>BCS, GrCS</b>	15X26"	24	50
HTWL1626-26 50	HUCK TOWEL WHITE	16X26"	26	50
HTWL-1626 26 BLU 50	HUCK TOWEL BLUE	16X26"	26	50

### SHOP TOWEL 100% COTTON



HIGHLY ABSORBANT MECHANICS SHOP TOWELS  
IN MULTICOLOR

ITEM CODE	DESCRIPTION	SIZE	LBS/BALE	PC/BOX
SHTWL1818-WH	SHOP TOWEL WHITE	18X18"	155	1250
SHTWL1818-GRY	SHOP TOWEL GRAY/NATURAL	18X18"	155	1250
SHTWL1818-RED	SHOP TOWEL RED	18X18"	155	1250
SHTWL1818-BLU	SHOP TOWEL BLUE	18X18"	155	1250

## Product Catalog

### MICROFIBER CLEANING TERRY CLOTH 80% POLYESTER 20% POLYAMIDE



HIGHLY ABSORBANT MICROFIBER JANITORIAL TOWEL SUITABLE FOR INDUSTRIAL CLEANING, WIPING, DUSTING IN HOTEL, HEALTHCARE, RESTAURANT, CARWASH



CODE	ITEM	SIZE	GRM/PC	DZ/BOX
MF1212-AVGRN	MICROFIBER TERRY-AVOCADO GREEN	12X12"	23	30
MF1212-LMGRN	MICROFIBER TERRY- LIME GREEN	12X12"	23	30
MF1212-LTBLU	MICROFIBER TERRY- LIGHT BLUE	12X12"	23	30
MF1212-NAVY	MICROFIBER TERRY- NAVY	12X12"	23	30
MF1212-WHT	MICROFIBER TERRY- WHITE	12X12"	23	30
MF1212-YLO	MICROFIBER TERRY- YELLOW	12X12"	23	30
MF1616-BLK	MICROFIBER TERRY- BLACK	16X16"	45	15
MF1616-BLU	MICROFIBER TERRY- BLUE	16X16"	45	15
MF1616-GRN	MICROFIBER TERRY- GREEN	16X16"	45	15
MF1616-GRY	MICROFIBER TERRY- GREY	16X16"	45	15
MF1616-ORG	MICROFIBER TERRY- ORANGE	16X16"	45	15
MF1616-PNK	MICROFIBER TERRY- PINK	16X16"	45	15
MF1616-PRPL	MICROFIBER TERRY- PURPLE	16X16"	45	15
MF1616-RED	MICROFIBER TERRY- RED	16X16"	45	15
MF1616-SKY	MICROFIBER TERRY- SKY	16X16"	45	15
MF1616-WHT	MICROFIBER TERRY- WHITE	16X16"	45	15
MF1616-YLLW	MICROFIBER TERRY- YELLOW	16X16"	45	15
MFR1417-WH	MICROFIBER RIBBED- WHITE	14x17"	45	15
MFR1417-YCS	MICROFIBER RIBBED-WHITE WITH YELLOW STRIP	14x18"	45	15
MFR1418-GrCS	MICROFIBER RIBBED-WHITE WITH GREEN STRIP	14x18"	45	15

### MICROFIBER WET MOP 80% POLYESTER 20% POLYAMIDE



PROFESSIONAL MICROFIBER FLAT MOP HIGHLY ABSORBENT, REUSEABLE SUITABLE FOR HOTEL, HOSPITAL, COMMERCIAL SPACE, & HOME

CODE	ITEM	SIZE	PCS/BOX
MOPMF-18	MICROFIBER WET MOP 80% POLYESTER 20% POLYAMIDE	18X5"	24

### WE ALSO HAVE EXPERTISE IN PRODUCING CUSTOM TOWELS ON REQUEST



## Product Catalog

### T180 WHITE SHEETS & PILLOW CASES 55% COTTON 45% POLYESTER



T-180 PERCALE BED LINEN FOR HELATHCARE, DESIGNED FOR DURABILITY, COMFORT, AND COMPLIANCE WITH MAJOR HEALTHCARE INDUSTRY STANDARDS. ALSO RECOMMENDED FOR ECONOMY HOSPITALITY USE.

CODE	ITEM DESCRIPTION	SIZE	DZ/BOX
T180-4234	STANDARD PILLOW CASE	42X34"	25
T180-397512	TWIN FITTED SHEET	39X75+12"	5
T180-66104	TWIN FLAT SHEET	66X104"	5
T180-66115	TWIN FLAT SHEET	66X115"	5
T180-5481	DRAW FLAT SHEET	54X81"	5
T180-90119	QUEEN FLAT SHEET	90X119"	2
T180-108119	KING FLAT SHEET	108X119"	2

### T200 WHITE SHEETS & PILLOW CASES 60% COTTON 40% POLYESTER


T-200 BED LINEN FOR BASIC HOSPITALITY  
 USE WHILE QUALITY REMAINS  
 UNCOMPROMISED



CODE	ITEM DESCRIPTION	SIZE	DZ/BOX
T200-4236	STANDARD PILLOW CASE	42x36"	12
T200-4246	PILLOW CASE	42x46"	6
T200F-548014	FULL FITTED SHEET	54x80+14"	2
T200Q-608014	QUEEN FITTED SHEET	60x80+14"	2
T200CK-728414	CAL KING FITTED SHEET	72x84+14"	2
T200K-788014	EASTERN KING FITTED SHEET	78x80+14"	2
T200F-81120	FULL FLAT SHEET	81x120"	2
T200Q-90120	QUEEN FLAT SHEET	90x120"	2
T200Q-94120	QUEEN FLAT SHEET	94x120"	2
T200K-108120	KING FLAT SHEET	108x120"	2
T200K-114120	KING FLAT SHEET	114x120"	2

## Product Catalog

### T250 WHITE SHEETS & PILLOW CASES 60% COTTON 40% POLYESTER



PREMIUM T-250 HOSPITALITY BED LINEN OFFERING ENHANCED SOFTNESS, STRENGTH, AND A CRISP, LUXURIOUS FINISH TO ELEVATE THE GUEST EXPERIENCE

CODE	ITEM	SIZE	DZ/BOX
T250W-Q2136	QUEEN PILLOW CASE	21X36"	6/10
T250W-K2144	KING PILLOW CASE	21X44"	6
PCSEV-T250-2127	STANDARD ENVELOPE PILLOW CASE	21X27"	6
PCSEV-T250-2131	QUEEN ENVELOPE PILLOW CASE	21X31"	6
PCSEV-T250-2137	KING ENVELOPE PILLOW CASE	21X37"	6
T250W-Q608016	QUEEN FITTED SHEET	60X80+16"	2
T250W-CK728416	CAL KING FITTED SHEET	72X84+16"	2
T250W-EK788016	EASTERN KING FITTED SHEET	78X80+16"	2
T250W-F84120 2	FULL FLAT SHEET	84X120"	2
T250W-Q94120 2	QUEEN FLAT SHEET	94X120"	2
T250W-QXL104120 2	QUEEN FLAT SHEET	104X120"	2
T250W-K114120 2	KING FLAT SHEET	114X120"	2

### T250 SATEEN STRIPE (1cm) BED LINEN 60% COTTON 40% POLYESTER



PREMIUM T-250 TONE-ON-TONE HOSPITALITY BED LINEN OFFERING ENHANCED SOFTNESS, STRENGTH, AND A CRISP, LUXURIOUS FINISH, DELIVERING A REFINED YET VIBRANT LOOK THAT ELEVATES THE GUEST

CODE	ITEM	SIZE	DZ/BOX
T250SS-Q2130	STANDARD PILLOW CASE	21X30"	120 PCS
T250SS-Q2136	QUEEN PILLOW CASE	21X36"	120 PCS
T250SS-K2144	KING PILLOW CASE	21X44"	100 PCS
T250SS-Q608015	QUEEN FITTED SHEET	60X80+16"	2
T250SS-CK728415	CAL KING FITTED SHEET	72X84+16"	2
T250SS-EK788015	EASTERN KING FITTED SHEET	78X80+16"	2
T250SS-T66120	TWIN FLAT SHEET	66X120"	2
T250SS-Q84120	FULL FLAT SHEET	84X120"	2
T250SS-Q94120	QUEEN FLAT SHEET	94X120"	20 PCS
T250SS-K114120	KING FLAT SHEET	114X120"	15 PCS

## Product Catalog

### T250 MICRO SATEEN STRIPE (4mm) BED LINEN 60% COTTON 40% POLYESTER




PREMIUM T-250 TONE-ON-TONE HOSPITALITY BED LINEN OFFERING ENHANCED SOFTNESS, STRENGTH, AND A CRISP, LUXURIOUS FINISH, DELIVERING A REFINED YET VIBRANT LOOK THAT ELEVATES THE GUEST

CODE	ITEM	SIZE	DZ/BOX
T250SSM-Q4236	QUEEN PILLOW CASE	42X36"	6
T250SSM-Q101120	QUEEN FLAT SHEET	101X120"	2
T250SSM-K118120	KING FLAT SHEET	118X120"	2

### T310SW SATEEN WHITE BED LINEN 80% COTTON 20% POLYESTER


T-310 OUR TOP-OF-THE-LINE LUXURY BED LINEN, CRAFTED TO DELIVER EXCEPTIONAL SOFTNESS, SUPERIOR STRENGTH, AND AN ELEGANT, 5 STAR HOTEL-QUALITY FINISH FOR THE ULTIMATE GUEST EXPERIENCE



CODE	ITEM	SIZE	DZ/BOX
T310SW-Q2136	QUEEN PILLOW CASE	21X36"	6
T310SW-K2144	KING PILLOW CASE	21X44"	6
T310SW-K114120	KING FLAT SHEET	114X120"	2
T310SW-Q94120	QUEEN FLAT SHEET	94X120"	2
T310SW-QXL101120	QUEEN FLAT SHEET	101X120"	2
T310SW-Q548018	FULL FITTED SHEET	54X80+18"	2
T310SW-Q628118	QUEEN FITTED SHEET	61X82+18"	2
T310SW-K738218	CAL KING FITTED SHEET	73X82+18"	2

## Product Catalog

### DOWN ALTERNATIVE PILLOWS



PREMIUM HOSPITALITY PILLOW OFFERING BALANCED SUPPORT, PLUSH COMFORT, AND LONG-LASTING PERFORMANCE TO ENHANCE THE GUEST SLEEP EXPERIENCE

CODE	ITEM	SIZE	PER BOX
PILO 2026	STANDARD SIZE PILLOW - DOWN	20X26"	12
PILO 2030	QUEEN SIZE PILLOW - DOWN	20X30"	12
PILO 2036	KING SIZE PILLOW - DOWN ALTERNATIVE,	20X36"	6

### FLUID RESISTANT PILLOW PROTECTORS WITH ZIPPER

FLUID-RESISTANT PILLOW PROTECTORS WITH SECURE ZIPPER CLOSURE, DESIGNED TO PROTECT PILLOWS FROM SPILLS, STAINS, AND MOISTURE, PROTECT FROM ALLERGENS AND PU INNER LAYER KEEP NOISE FREE USE



CODE	ITEM	SIZE	PCS/BOX
PPWP2026	STANDARD WATER PROOF PILLOW	20X26"	50
PPWP2030	QUEEN WATER PROOF PILLOW	20X30"	50
PPWP2036	KING WATER PROOF PILLOW PROTECTOR	20X36"	50

### T180 PLAIN PILLOW PROTECTORS WITH ZIPPER




T 180 THREAD COUNT COTTON/POLY BLEND THAT PROVIDE A PROTECTIVE BARRIER FOR PILLOWS PROTECT FROM ALLERGENS AND INCLUDE A ZIPPERED CLOSURE SO THEY'RE EASY TO INSTALL AND REMOVE

CODE	ITEM	SIZE	PCS/BOX
PROT2026	STANDARD PILLOW PROTECTOR 55/45	20X26"	120
PROT2030	QUEEN PILLOW PROTECTOR 55/45	20X30"	120
PROT2036	KING PILLOW PROTECTOR 55/45	20X36"	120

## Product Catalog

### POLYESTER FILLED DUVET BLANKET



A HOSPITALITY DUVET COMFORTER HYPOALLERGENIC SYNTHETIC FIBERS JUST NOT MAKE BEDDING COMFORTABLE BUT ALSO FOR CONSISTENT SLEEP EXPERIENCE .

CODE	ITEM	SIZE	PER BOX
DUVBLKT10694	KING DUVET BLANKET (64.04 OZ FILL)	106X94"	6
DUVBLKT9294	QUEEN DUVET BLANKET (56.43 OZ FILL)	92X94"	6

### FLEECE BLANKETS 100% POLYESTER



FLEECE BLANKET SUITABLE FOR BOTH HOSPITALITY AND HEALTHCARE SETTINGS, PROVIDING COMFORTABLE WARMTH AND EASY MAINTENANCE

CODE	ITEM	SIZE/INCH	PCS/BOX
FLCBLKT-T6690	TWIN FLEECE BLANKETS TAN	66X90"	10
FLCBLKT-F8090	FULL FLEECE BLANKETS TAN	80X90"	10
FLCBLKT-Q9090	QUEEN FLEECE BLANKETS TAN	90X90"	10
FLCBLKT-K10890	KING FLEECE BLANKETS TAN	108X90"	6

### FITTED MATTRESS PAD

THIS FITTED MATTRESS PAD PROVIDES AN EXTRA LAYER OF COMFORT AND PROTECTION FOR YOUR MATTRESS. DESIGNED WITH ELASTICIZED EDGES, IT FITS SNUGLY OVER YOUR MATTRESS



CODE	ITEM	SIZE	PCS/BOX
MPAD-T397515	39X75X15 TWIN MATTRESS PAD	39X75+15"	10
MPAD-F548012	54X80X12 FULL MATTRESS PAD	54X80+12"	9
MPAD-Q608015	60X80X15 QUEEN MATTRESS PAD	60X80+15"	9
MPAD-CK728415	72X84X15 CAL KING MATTRESS PAD	72X84+15"	6
MPAD-EK788015	78X80X15 E KING MATTRESS PAD	78X80+15"	6

## Product Catalog

### BED BUG MATTRESS PROTECTORS (ENCASEMENTS) WATER RESISTANT W/ ZIPPER



MATTRESS PROTECTOR FEATURING A POLYURETHAN LAYER THAT SAFEGUARDS THE MATTRESS FROM ALL TYPES OF SPILLS

CODE	ITEM	SIZE	PCS/BOX
MPWP-F5475	FULL BED BUG MATTRESS PROTECTOR (OS)	54X80X10.5"	10
MPWP-Q6080	QUEEN BED BUG MATTRESS PROTECTOR	60X80X10.5"	10
MPWP-CLK7284	CAL KING BED BUG MATTRESS PROTECTOR	72X84X10.5"	10
MPWP-EK7880	E KING BED BUG MATTRESS PROTECTOR	78X80x10.5"	10

### INCONTINENCE PAD WATERPROOF NON-SLIP HIGH ABSORBANT



REUSEABLE INCONTINENCE PAD FOR HEALTHCARE, DOUBLE LAYERED HIGHLY ABSORBENT AND WATERPROOF NON-SLIP BARRIER

CODE	ITEM	SIZE	PCS/BOX
INCPAD3436 24	INCONTINENCE PAD 34X36" WATERPROOF NON-SLIP BLUE BARRIER 24PCS/BOX	34X36"	24

### THERMAL BLANKET 100% COTTON

A BLANKET COMMONLY USED ACROSS THE HEALTHCARE INDUSTRY, MANUFACTURED TO MEET ALL MAJOR HEALTHCARE COMPLIANCE STANDARDS.



CODE	ITEM	SIZE	PCS/BALE
THBLKT6690-WHITE	66X90" TWIN THERMAL WHITE BLANKET 2DZ/BX 2.5lbs/PC	66X90"	24

## Product Catalog

### BATH BLANKET 86% COTTON 14% POLYESTER



A BLANKET COMMONLY USED ACROSS THE HEALTHCARE INDUSTRY, MANUFACTURED TO MEET ALL MAJOR HEALTHCARE COMPLIANCE STANDARDS.

CODE	ITEM	SIZE	LBS/PC	PCS/BALE
BTHBLKT6690-NAT	TWIN BATH BLANKET 86% COTTON 14% POLYESTER BEIGE/NATURAL	66X90"	1.7	24

### KNIT FITTED SHEET 55% COTTON 45% POLYESTER

A KNIT FITTED SHEET USED ACROSS THE HEALTHCARE INDUSTRY, MANUFACTURED TO MEET ALL MAJOR HEALTHCARE COMPLIANCE STANDARDS.



CODE	ITEM	SIZE	OZ/PC	PCS/BALE
SHKNIT-368010	55% COTTON, 45% POLYESTER 140GSM 19oz/PC KNIT FITTED SHEET WITH GREEN BINDING	36X80X10"	19	60

## Product Catalog

### FOOD & BEVERAGE SPUN POLYESTER LINEN



WIDE VARIETY OF FOOD AND BEVERAGE INDUSTRY LIENE USED FOR RESTARURAN, BANQUET AND PARTY SETTING

#### APRON

CODE	ITEM	SIZE/INCH	DZ/BOX
APR2934-3PK WH	APRON 3 POCKET WHITE	29x34"	10
APR2934-3PK BLK	APRON 3 POCKET BLACK	29x34"	10
APR2934-NP WH	APRON NO POCKET WHITE	29x34"	10
APR2934-NP BLK	APRON NO POCKET BLACK	29x34"	10

#### NAPKIN

CODE	ITEM	SIZE/INCH	DZ/BOX
NAP2121 BLK	SPUN POLY NAPKIN BLACK	21x21"	20
NAP2121 IVY	SPUN POLY NAPKIN IVORY	21x21"	20
NAP2121 GLD	SPUN POLY NAPKIN GOLD	21x21"	20
NAP2121 NAV	SPUN POLY NAPKIN NAVY	21x21"	20
NAP2121 WHT	SPUN POLY NAPKIN WHITE	21x21"	20
NAP2222 WH PTRG	COTTON PARTRIDGE EYE NAPKIN	22X22"	20
NAPB1822 RST	BISTRO NAPKIN RED STRIPE	18x22"	20
NAPB1822 BST	BISTRO NAPKIN BLACK STRIPE	18x22"	20

#### TABLE TOP

CODE	ITEM	SIZE	DZ/BOX
TTP132R BLK	SPUN POLY ROUND TABLECLOTH BLACK	132"	1
TTP132R IVY	SPUN POLY ROUND TABLECLOTH IVORY	132"	1
TTP132R WHT	SPUN POLY ROUND TABLECLOTH WHITE	132"	1
TTP52120 BLK	SPUN POLY TABLECLOTH BLACK	52x120"	1
TTP52120 IVY	SPUN POLY TABLECLOTH IVORY	52x120"	1
TTP52120 WHT	SPUN POLY TABLECLOTH WHITE	52x120"	1
TTP5252 WHT	SPUN POLY TABLECLOTH WHITE	52x52"	2
TTP6262 WHT	SPUN POLY TABLECLOTH WHITE	62x62"	2
TTP7171 WHT	SPUN POLY TABLECLOTH WHITE	71x71"	2
TTP7171 BLK	SPUN POLY TABLECLOTH BLACK	71X71"	2
TTP8585 WHT	SPUN POLY TABLECLOTH WHITE	85x85"	1
TTP9090 BLK	SPUN POLY TABLECLOTH BLACK	90x90"	1
TTP9090 IVY	SPUN POLY TABLECLOTH IVORY	90x90"	1
TTP9090 WHT	SPUN POLY TABLECLOTH WHITE	90x90"	1